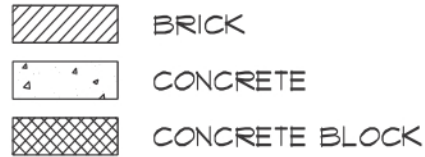
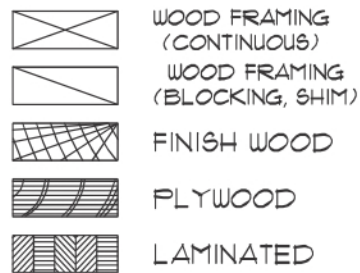


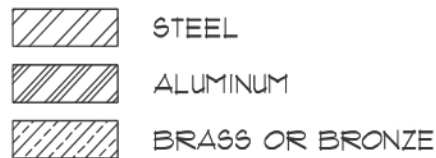
## CONCRETE & MASONRY



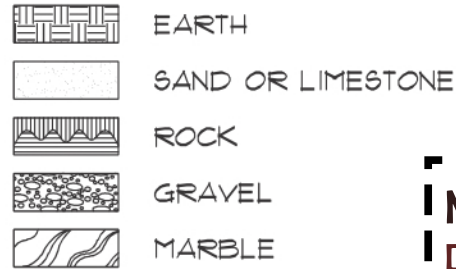
## WOOD



## METALS



## EARTH & STONE



## INSULATION



## MISCELLANEOUS



## Materials Cut through in Section

Different kinds of section lining is used to identify different materials. When an object is made of a combination of materials, a variety of section lining symbols makes materials identification easier. Here are a few examples:

Figure 3-11 Materials that are cut through in section are depicted graphically. An attempt is made to represent the material, but in general it is drawn simplistically, since drawing all the intricate details would be too time-consuming.

## Assignment

Assignment Name: Material cut through in Section  
Assignment for Week no: 14

Medium: Free hand on A4 or A3 Page

Note: The Graphical depiction of Materials cut through in section should be clearly visible.