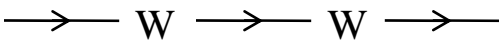


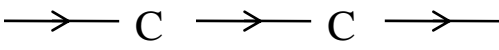
Symbols & Nomenclature

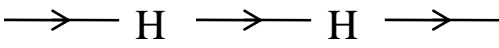
Symbols


- Just as in chemistry we use symbols to represent elements, in architectural floor plans we use symbols to represent electrical, plumbing, sanitary, gas, HVAC etc equipments/fixtures.
- These are symbols only and they do not represent the shape, size, color/texture of the actual item.
- The description of the specific items is covered in the specification document which forms an integral part of the working drawings.
- Standard abbreviations & nomenclature are considered part of symbols.
- A floor plan, therefore usually contains a list of symbols/legends being used on that particular floor plan.


Water Supply/Plumbing Symbols


1.  Main Water Supply Line

2.  Cold Water Supply Line

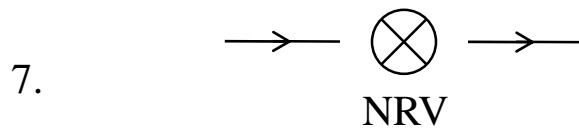
3.  Hot Water Supply Line

4.  Gate / Control Valve

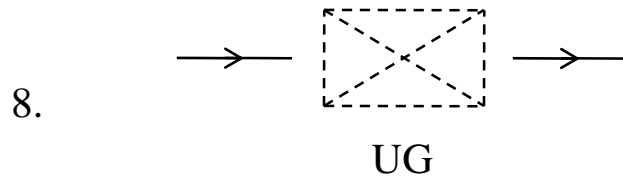
5.  Water Meter

6.  Water Pump

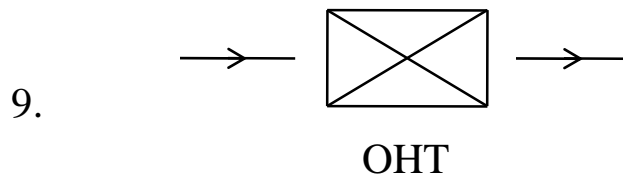
Water Supply/Plumbing Symbols



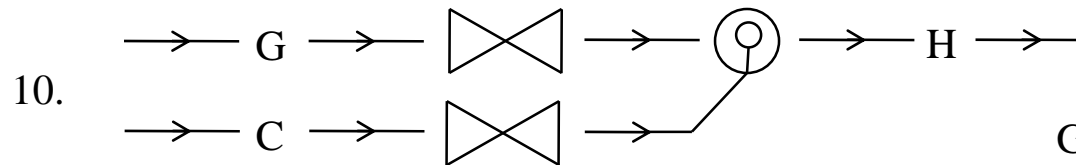
Non Return Valve



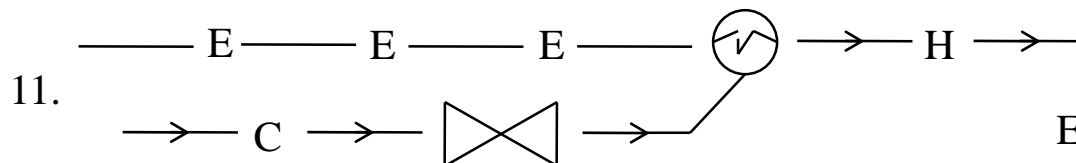
Underground Water Tank



Overhead Water Tank

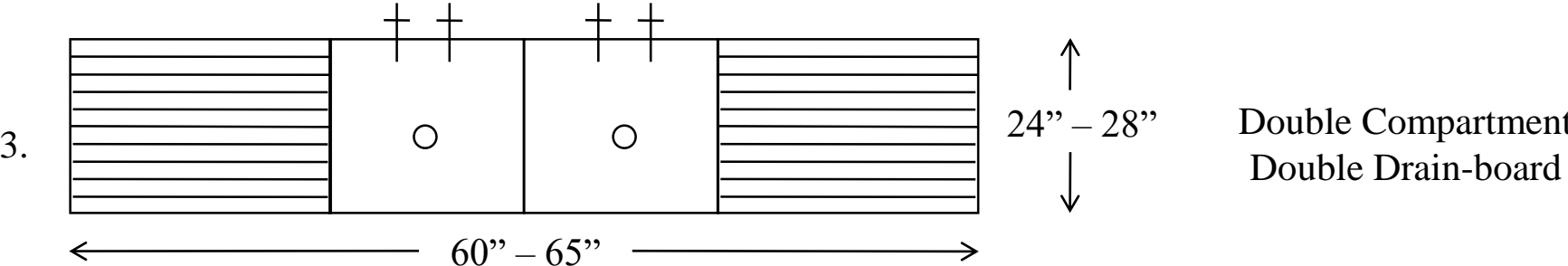
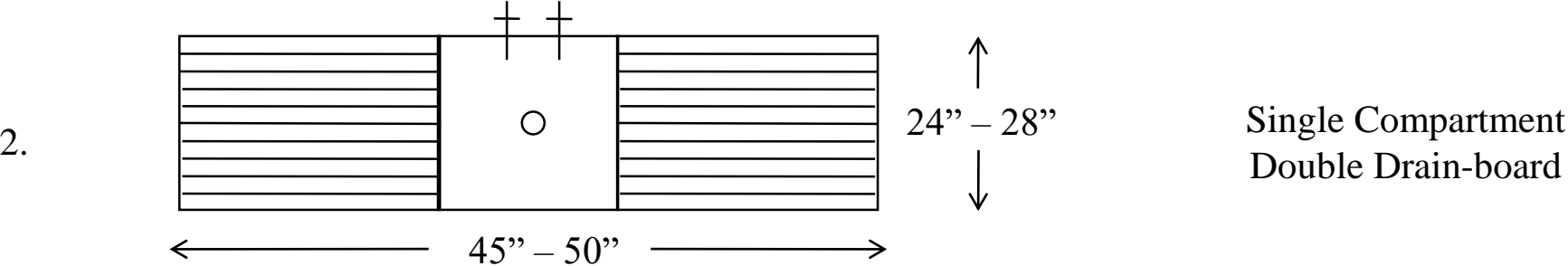
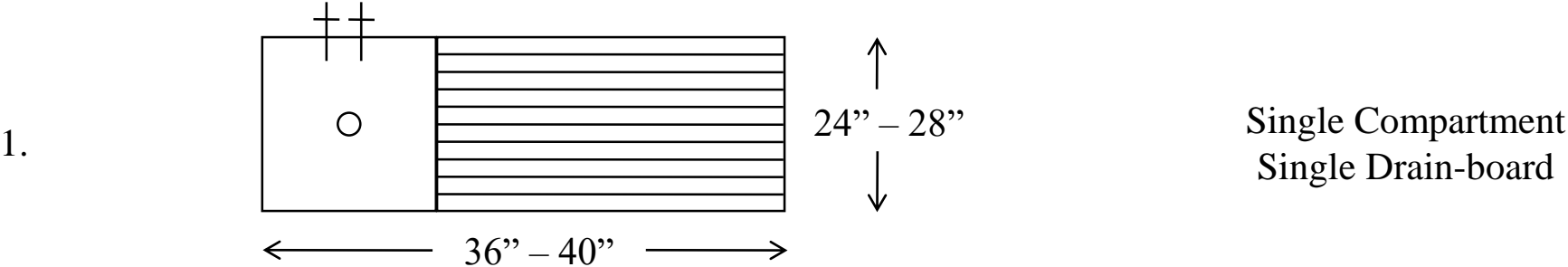


Gas Water Heater

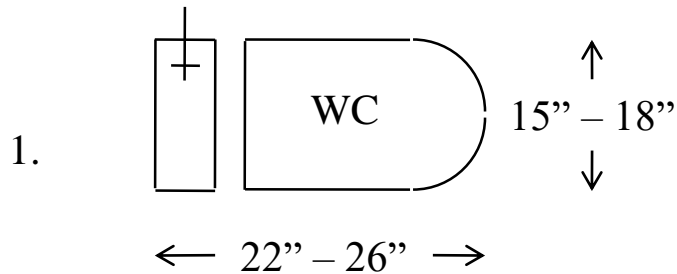


Electric Water Heater

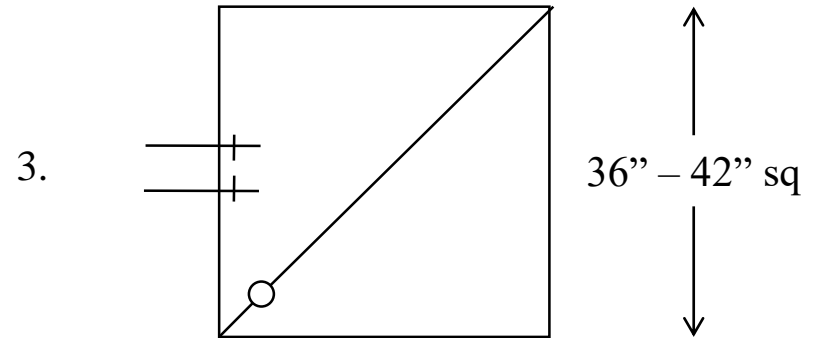
Kitchen Sinks



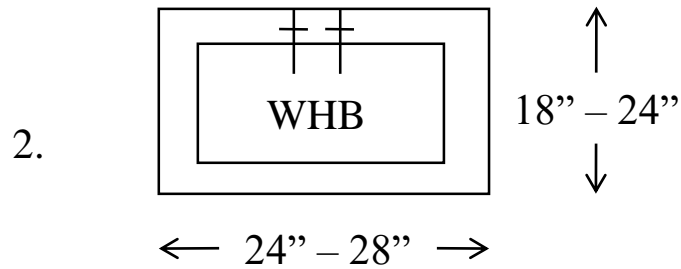
Bathroom Fixtures



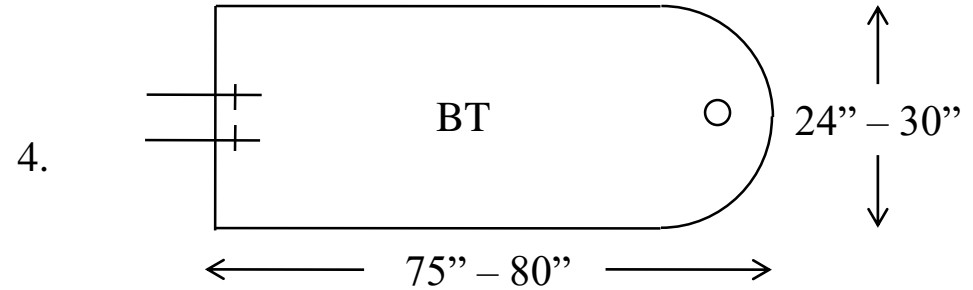
Water Closet



Shower / Shower Tray

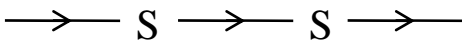


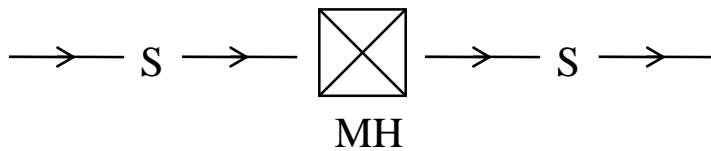
Wash Hand Basin





Bath Tub

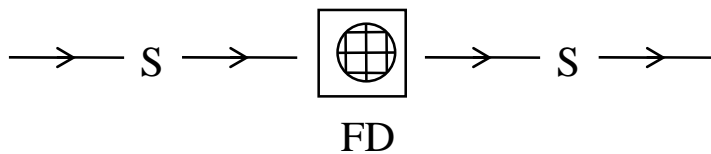
Sewerage Symbols

1.  Main Sewerage Line

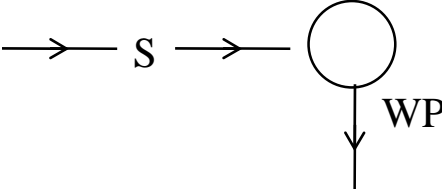
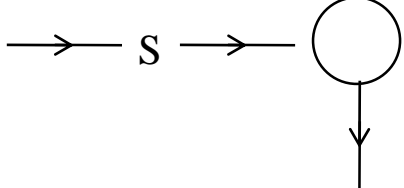
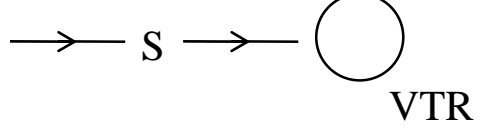
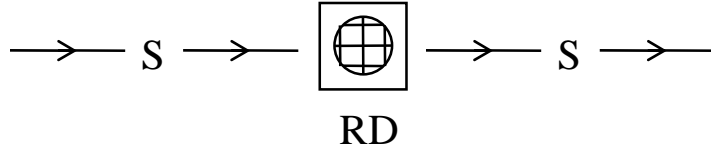
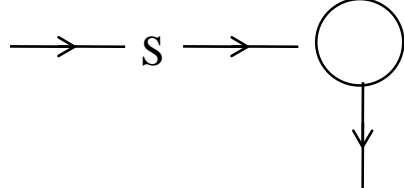
2.  Manhole

3.  Gully Trap

4.  Grease Trap

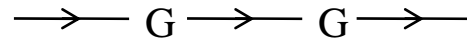
5.  Floor Drain

Sewerage Symbols

6.  WP Waste Pipe
7.  Soil Pipe
8.  VTR Vent Through the Roof
9.  RD Roof Drain
10.  Down Pipe for Rain Water

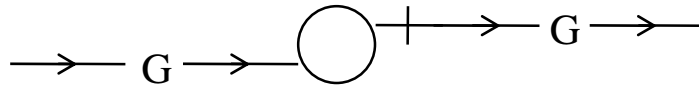
Utility Gas Symbols

1.



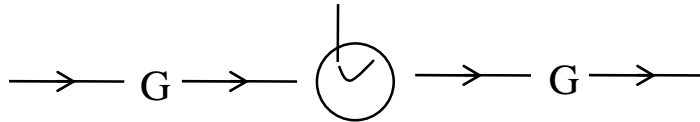
Main Gas Line

2.



Audco Valve

3.



Gas Regulator

4.



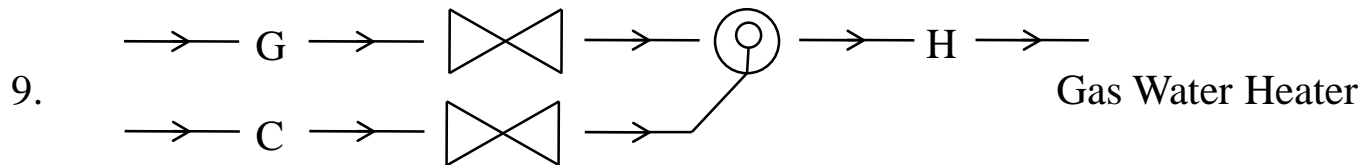
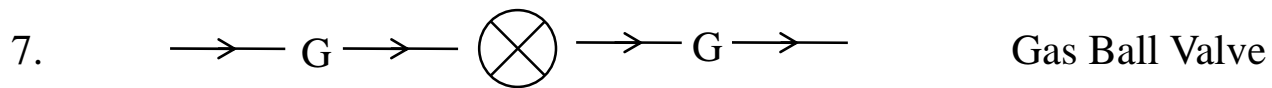
Gas Meter

5.



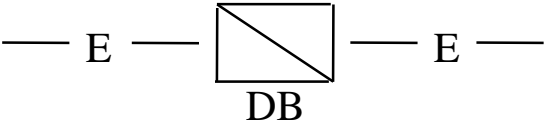
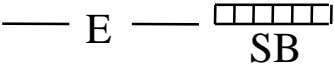
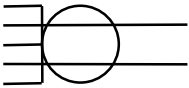
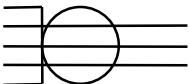


Gas Control Valve

Utility Gas Symbols

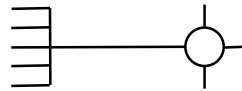


Electrical Symbols

1.  Main Supply Line
2.  Main Control Board
3.  Distribution Board
4.  Switch Board
5.  Electrical Outlet – 5 Amps.
6.  Electrical Outlet – 15 Amps.


Electrical Symbols

7.



Gate Light

8.



Security Light

9.




Telephone Socket

10.



Bell Push

11.



Call Bell

12.



Mirror Light

Electrical Symbols

13.



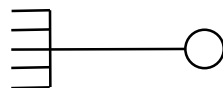
Ceiling Mounted / Porch Light

14.



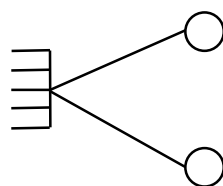
Ceiling Mounted / Globe Light

15.



Wall Mounted / Globe Light

16.



Wall Mounted / Fancy Light

17.



Switch (Single Pole)


18.



Switch (Double Pole)


Electrical Symbols

19.




Tube Light – 4 ft Long

20.



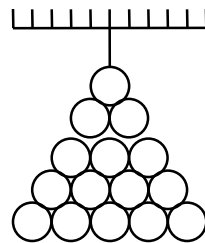
Exhaust Fan

21.



Ceiling Fan (48" – 56" Dia.)

22.



Chandelier