①

Labour Day (NZ)
295-70 WEEK 43

NAME - Suleman Hakeem

I.D = 16757

DATE = 29/9/2020

SEC = B

PAPER = Intro To Computer programing.

Q1) b) Differentiate between "If statment" and "If - else statment"?

Ans:- The following are the differences between 'If Statment" and If-else statment.

"If statment"	"If - else statment"
1) The if statment is a decision-making structure that consists of an expression followed by one or more statements.	1) The if else is a decision-making structure in which the if statment can be followed by an optional else statement that executes when the expression is false.

Q

2) In if, the statments inside the if block executes if the expression is true. If the expression is false the next statement after the if block executes.

e.g:-

2) In if else, the if block executes if the expression is true and if the expression is false the control is passed to the else block.

e.g:-

Q1(a) :- write a programe for yours ....?

```
#include <iestream>
using namespace std;
int main ( ) :
Count<<"Programe to find Grades"<<endl;
Count<<"\nEnter Marks:";
Cin >> marks;
if(marks>=87 andand marks<=100) Count<<"Your grade A";
else if (marks>=87 andand mark<98) Count<<"your grade A";
else if (marks >= 82 andand marks<86) Count<<"your grade is B+";
else if (marks>=76 andand marks<81) Count<<"your grade is B";
else if (marks >= 67 andand mark<75) Count<<"your grade is C+";
elseif (marks>=60 andand marks<66) Count<<"your grade is C";
else Count<<" Invalid Marks"; return 0;)
```

297-68 WEEK 43

Q 2(a) = Write a programe to display a menu ....?

```
# include < iostream .h >
# include < Conio .h >
main ()
{ clar
  Clear( );

not clscr
Count << " | program to input dates
  " < end l;
Count ; program to input .
```

Q 2(b) = Differentiate between " Nested if else ...?

NESTED If else statment	Switch statment
1) which statment will be executed depend upon the output of the expression inside if statment.	1) which statement will be executed is decided by user.
2) If-else statment uses multiple statement for multiple choices.	2) Switch statment uses Single expression for multiple choices.
3) If-else statement test for equality as	3) switch statment test only for equality.

July : 18 August : 18 September : 18 October : 18 November : 18 December : 18

well as for logical expression.

4) Either if statement evalutes integer, character Pointer or floating Point type or boolean type.	4) Switch statement evaluates only character or integer value.
5) It becomes Complicated for multiple selections.	5) It is easy to understand multiple selections.
6) It uses an independent expression for each case	6) It uses single expression for all cases.

Q3(a). Differentiate between Relational operator and ....?

Relational operator	Relational expression.
→ A Relational operator Compares two values.	→ Relational expression evalute to the integer value 1 (true) or 0 (false).
→ values can be any in C++ data type	→ Relation expression are used to compare 2 value whether they equal or not.
→ The comprision involves Such relationship as equal to less than and greater then.	→ All of these operation are called binary operations because they take two expression as operands.
→ The result of the Comparision is either true or false.	→ Double equal Sign should be used to Compare 2 values we should not single equal Sign(=).
=> < less then.	
=> > greater then.	
=> <= less then or equal to.	
=> >= greater then or equals to.	

Q3(b) : Draw the flow chart for "while loop and Nested if statement?

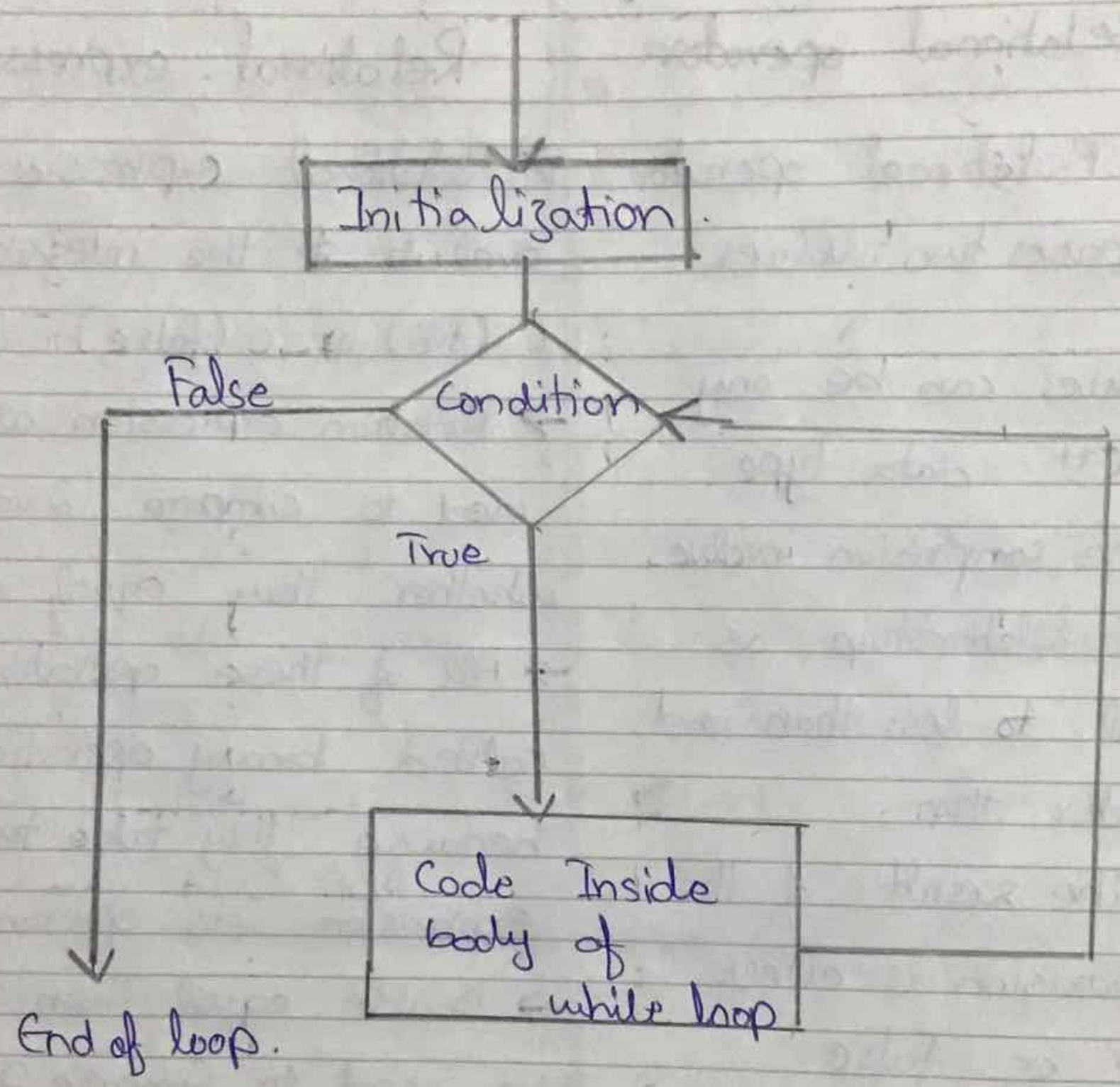

While Loop.

7

Q3(b).

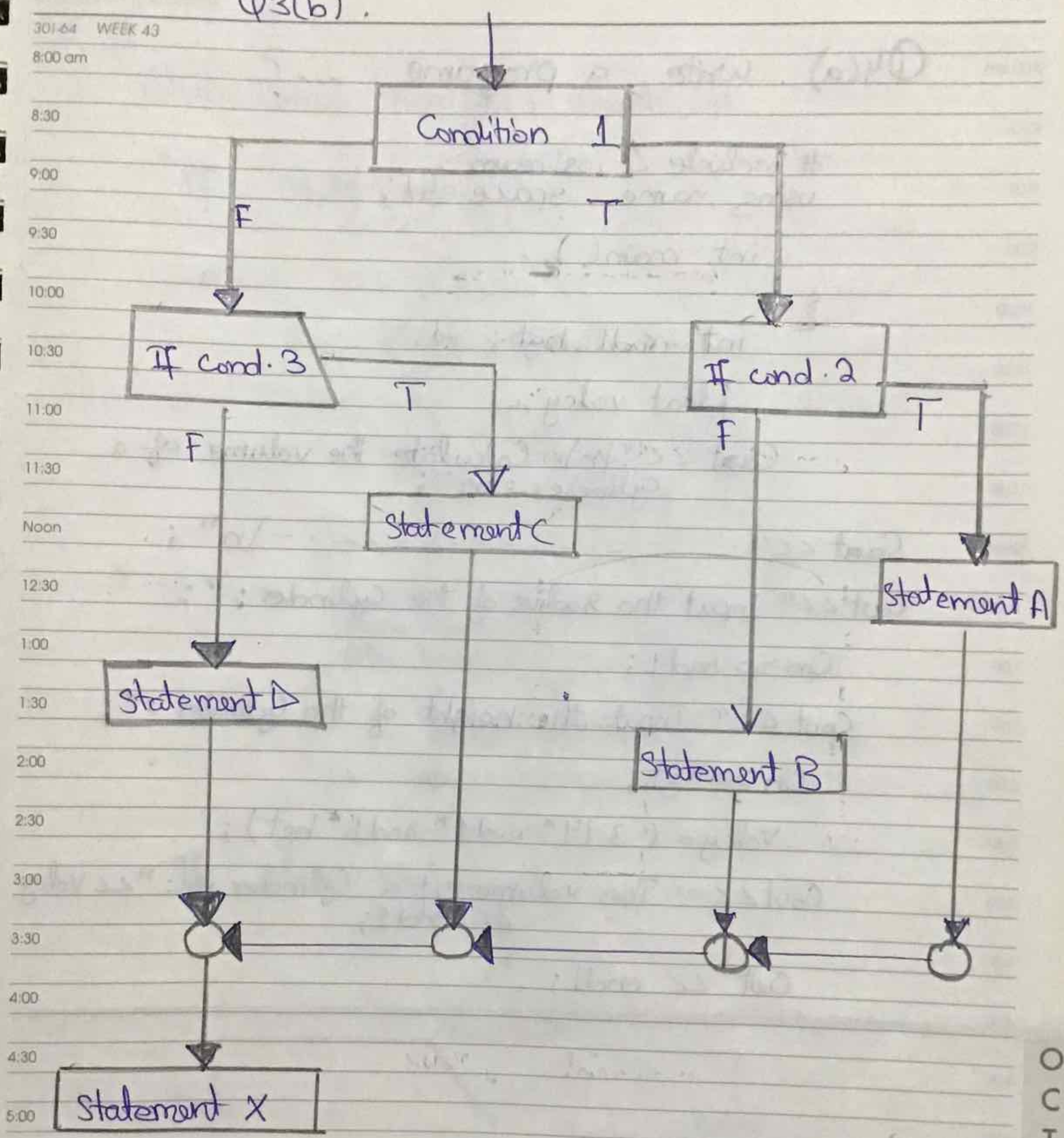

NESTED If Statement.

8:00 am Q4(a). write a programe ...?

8:30

```
# include < iostream >
using name space std;
int main( ),
{
    int rad1, hgt;
    float volcy;
  Cout << "\n\n Calculate the volume of a
        Cylinder : \n";
Cout << " ----------------------\n";
Cout << " Input the radius of the Cylinder : ";
    Cin >> rad1;
Cout << " Input the height of the Cylinder : ";
    Cin >> hgt;
    volcy = ( 3.14 * rad1 * rad1 * hgt);
Cout << " The volume of a Cylinder is : " << volcy
        << endl;
    Cout << endl;
```

9:00 9:30 10:00 10:30 11:00 11:30 Noon 12:30 1:00 1:30 2:00 2:30 3:00 3:30 4:00 4:30 5:00 5:30 pm

Q4b) Draw the flow chart for

If statement =

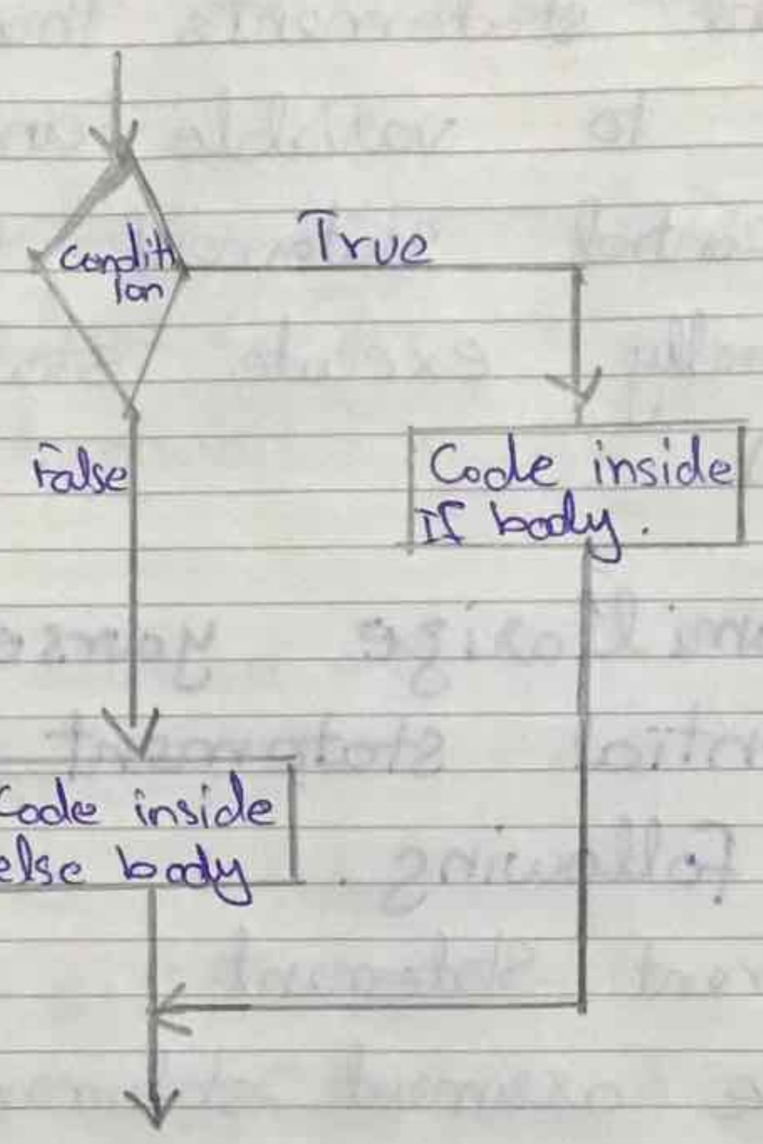

If Else Statement.

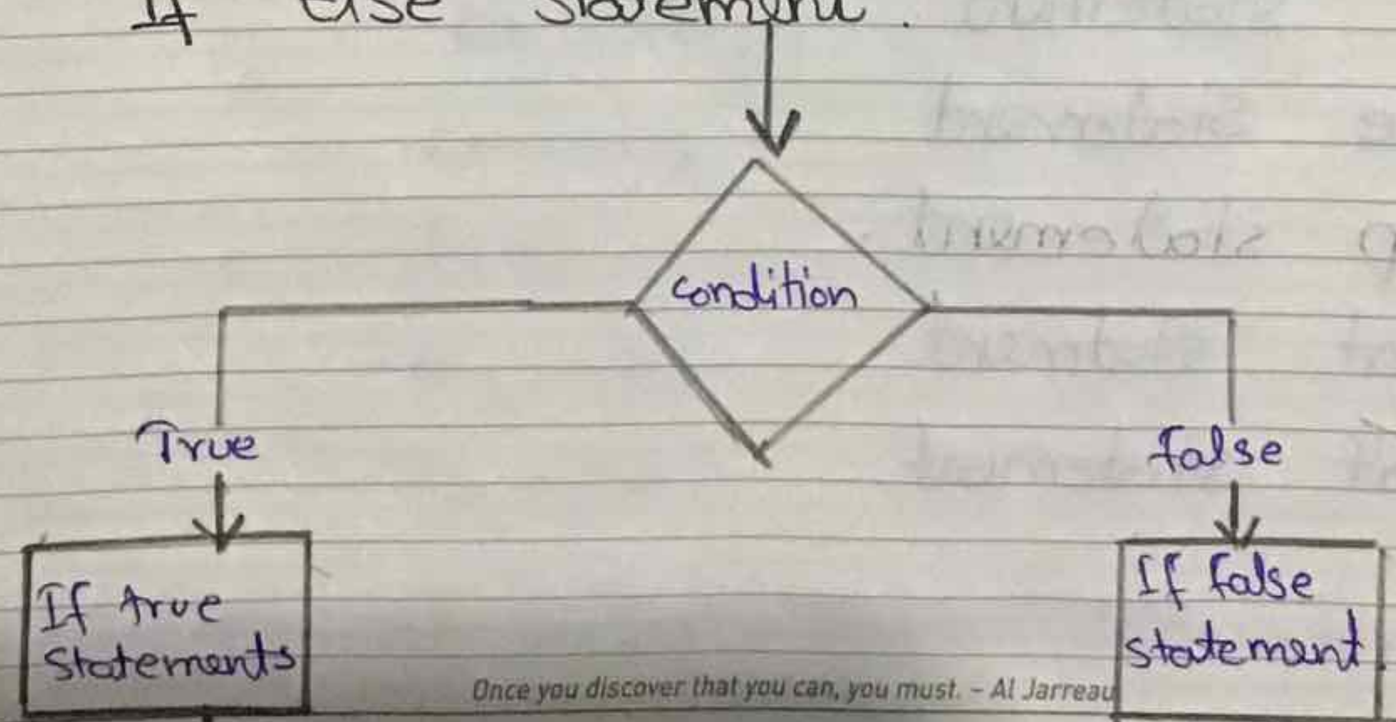

(10)

Q5 a) what is Sequential Statment?

Sequential statment are assigment statements that assign value to variable and signals. Flow control statement that Conditionally execute statements (if and case).

To Familiarize yourself with Sequential statement. Considr the following.

1) Assignment Statement.
a) varriable assiment statement
3) Signal Assignment Statement.
4) if statement.
5) Case Statement.
6) Loop statement.
7) Next statment.
8) Exit statement.

All Saints' Day; World Vegan Day

305-60 WEEK 44

Q5(b). Write a program which performs the arithmetic operation by using all arithmetic operator?

```
# include< iostream.h >
# include < Conio.h >
void main()
{
int a,b,c,d,e,f,g;
clscr();
Cout<<"\n Enter First
Number a:";
Cout<<"\n Enter Second.
Number b:";
cin>>b;
c=a+b;
d=a-b;
e=a×b;
f=a/b;
g=a%b;
```

(10)

```
Cout << " Addition = " << C << " n";
Cout << " Subtraction =
" << d << "\n";
Cout << " Multiplication =
" << e << "\n";
Cout << " Division = " << f << "\n";
Cout << " Modulus = " << g << "\n";
getch();
}.
```

We make choices every day, some of them good, some of them bad. And if we are strong enough, we live with the consequences. – David Gemmell