



**Industrial Electronics**

**Question No 1. Multiple choice Questions**

1. Does the severity of an electric shock increase or decrease with each of the following changes?
  - a. A decrease in the source voltage
  - b. An increase in body current flow
  - c. An increase in body resistance
  - d. A decrease in the length of time of exposure
  
2. State the piece of electrical safety equipment that should be used to perform each of the following tasks:
  - a. A switching operation where there is a risk of injury to the eyes or face from an electric arc.
  - b. Using a multimeter to verify the line voltage on a 3-phase 480 volt system.
  - c. Opening a manually operated high-voltage disconnect switch.
  
3. In which industrial revolution the use of IT and Electronic systems further automated the production of industrial sector
  - a. First.
  - b. Second.
  - c. Third.
  - d. Fourth.
  
4. Industrial safety is primarily a management activity which is concerned with \_\_\_\_\_, Controlling, Eliminating hazards from the industries.
  - a, Reducing
  - b, Increasing
  - c, suppressing

The \_\_\_\_\_ is defined as the device which convert the one form of energy into another form of the energy.

- a. Sensor
- b. Transducer
- c. Resistor
- c. Capacitor

## *Assignment*



**Industrial Electronics**  
**Assignment**

**Question No 2**

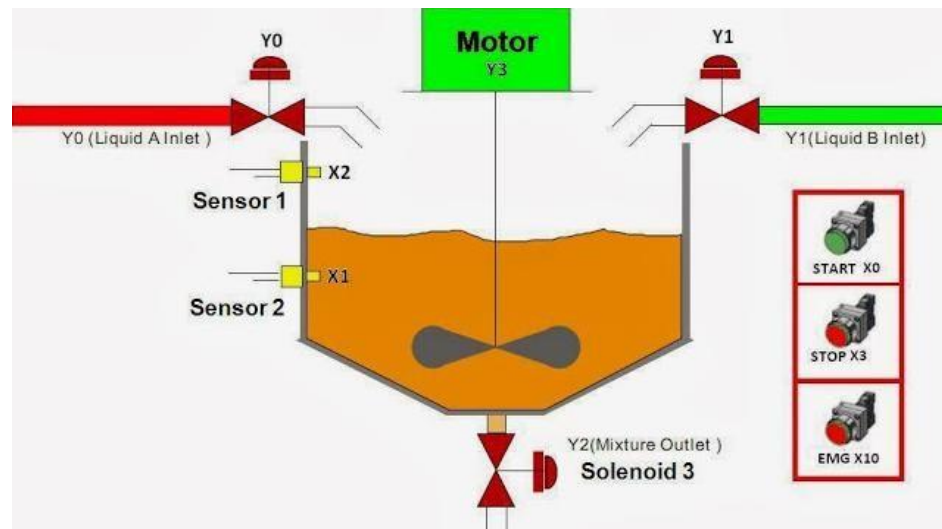
10

- A. Draw digital logic circuit and ladder diagram that is equivalent to the following Boolean function that will initiate a motor “M” to start? (10) **CLO-2**  $M = B'CD' + B'CE + B'CF'$

**Question No 3**

10

- A. Describe and draw ladder diagram for the below given process having a container infused with liquids A and B in order when START is pressed. When it reaches the set level, mix the two liquids evenly then open the valve to let out the mixture? **CLO-2**



.Good Luck.

(1)

ID # 13290

STUDENT NAME # KIRAMAT ULLAH

ID NO # 13290

COURSE TITLE # Industrial Electronics

DEPARTMENT # BEE

TEACHERS NAME # Engr. Sanaullah Ahmad

Question No 1: MCQS

1) Does the Severity of an electric shock increase or decrease with each of the following changes?

- a) Increases
- b) Increases
- c) Decreases
- d) Decreases

2) State the piece of electrical safety equipment that should be used to perform each of the following tasks:

a) Safety glasses

b) Safety gloves, Safety hat, Safety shoes

c) Safety gloves, Safety shoes and, safety hat.

3)

In which industrial revolution  
the use of IT and Electronic  
system further automated the  
production of industrial sector

a) First

b) Second

c) Third ✓

d) Fourth

4) Industrial safety is primarily a  
management activity which is  
concerned \_\_\_\_\_ controlling.

a) Reducing ✓  
increasing



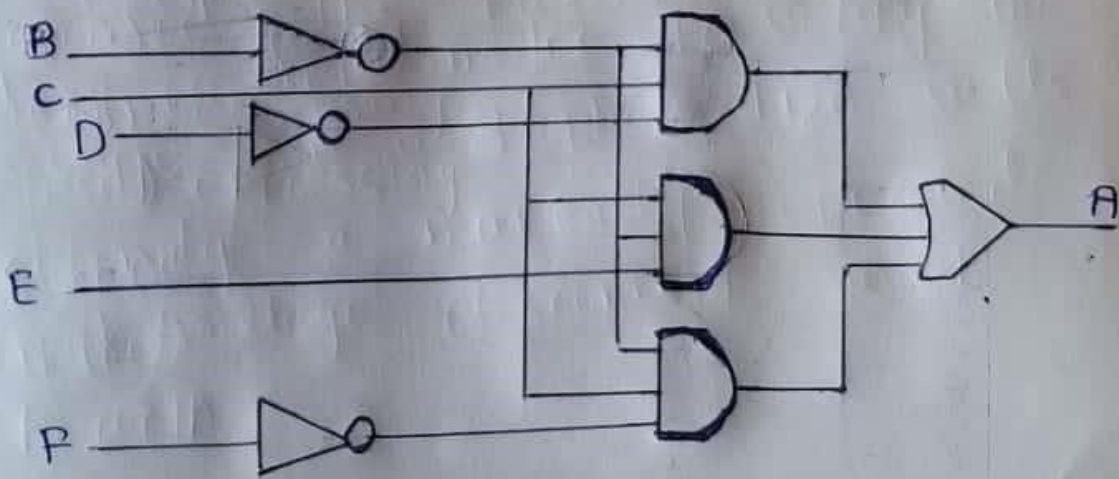
(3)

5) The \_\_\_\_\_ is defined as the device which convert the one form of energy into another form of the energy.

- a) Sensor  
 b) Transducer ✓  
 c) Resistor  
 d) Capacitor

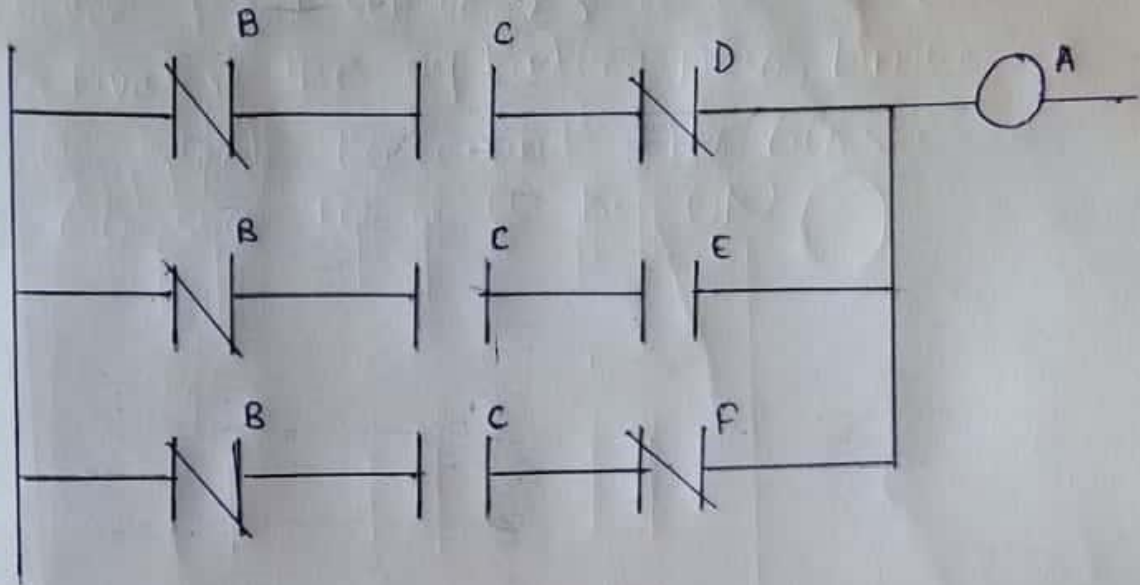
Question No 2 Answer

$$A = (\bar{B} \cdot C \cdot \bar{D}) + (\bar{B} \cdot C \cdot E) + (\bar{B} \cdot C \cdot \bar{F})$$



(4)

ID # 13290



---

Question No 3 Answer

Ans Automatically infusing the container with liquids A and B in order when is pressed. when it reaches the set level mix the two liquids evenly open the valve to let out the mixture.

Ladder Program Description :-

↳ X0 = ON when start is pressed. Y0 will be ON and latched and valve will be opened for infusing liquid A until the level reaches the low-level float sensor.



(5)

ID #13290

- ↳  $X1 = ON$  when the level reaches low-level float sensor  $Y1$  will be ON and latched and the valve will be opened for infusing liquid B until the level reaches the high-level float sensor.
- ↳  $X2 = ON$  when the level reaches the high-level float sensor  $Y3$  will be ON and will be ON and the activates the agitator. Also, timer  $T0$  will start to count 60 sec. After 60 sec,  $T0$  will be ON, and the agitator motor  $Y3$  will stop working.  $Y2$  will be ON and latched, and the mixture will drain out of the container.
- ↳ when  $Y2 = ON$ , timer  $T1$  will start to count for 120 sec. ~~After~~ After 120 sec.  $T1$  will be ON and  $Y2$  will be OFF. The draining process will be stopped.
- ↳ When an error occurs press EMERGENCY STOP button  $X10$ . The NC contact  $X10$  will be ON to disable all the outputs. The system will then stop running.

Number of PLC Inputs Required:

- 1) X1 - start switch
- 2) X1 - Low Level float sensor X1 = ON when the liquid level reaches X1.
- 3) X2 - High level float sensor X2 = ON when the liquid level reaches X2:
- 4) X3 = stop switch
- 5) X10 - EMERGENCY STOP button X10 = ON when the button is pressed.

Number of PLC Outputs Required:

- 1) Y0 - Liquid A Inlet
- 2) Y1 - Liquid B Inlet
- 3) Y2 - Mixture outlet
- 4) Y3 - Agitator/stirrer

Number of PLC Timers Required:

- ↳ T0 - 60 second timer, 100ms Time Base.  
(see K60 Preset value for timer)
- ↳ T1 - 120 second timer, 100ms Time Base.  
(see K1200 Preset value for timer).



(7)

ID# 13290

