

NAME: Qazi Shahzaib

ID:13027

Sub: OOSA&D

Teacher: Sir Fahimullah

1.

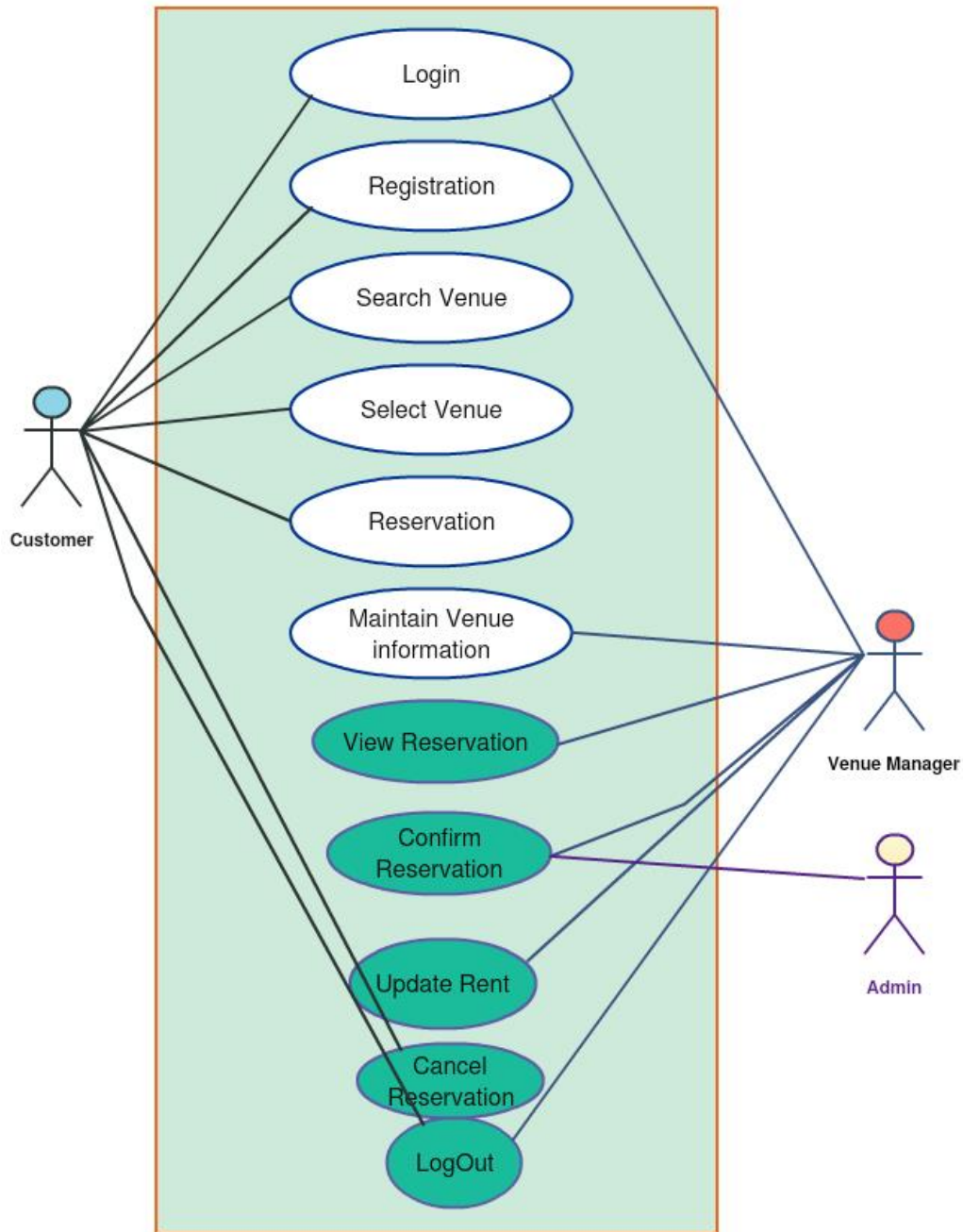
Draw detailed USECASE DIAGRAM of your FYP Project along with description

ANS:

Description:

In this phase the use case diagram shows the activity of what user and hall manager and admin will do the user will select the venue according to his choies and the manager will book it and will charge him. The user has to registerd himself first and after witch he will be able to watch all he nearby halls and can place his order easily and the manager of that hall can check he orders and place it and will provide all the information according to the hall.

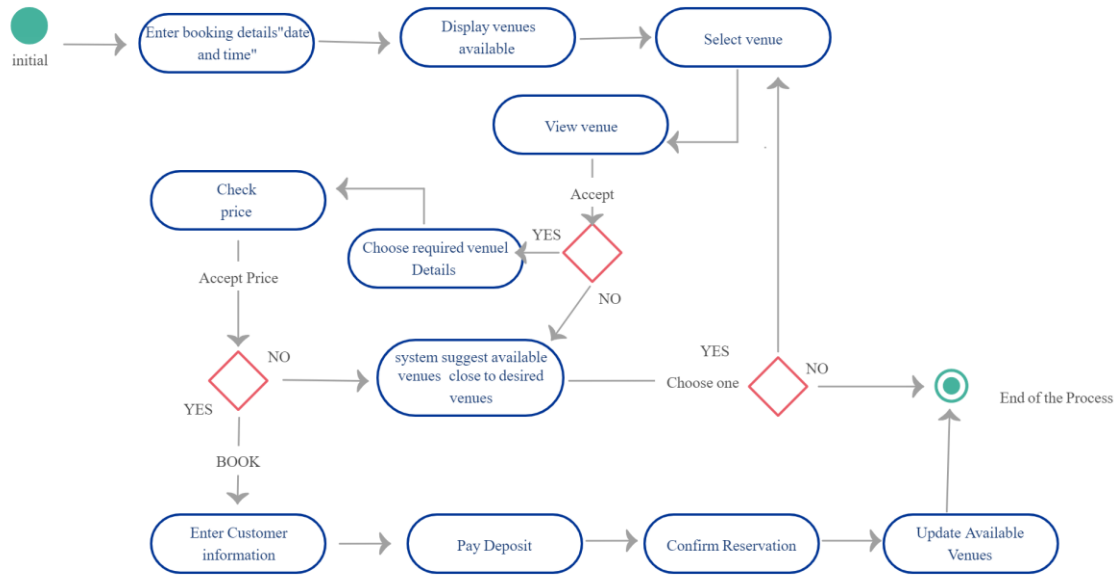
# Venue Booking System



## 2: Draw detailed ACTIVITY DIAGRAMS of your FYP Project along with description

ANS:

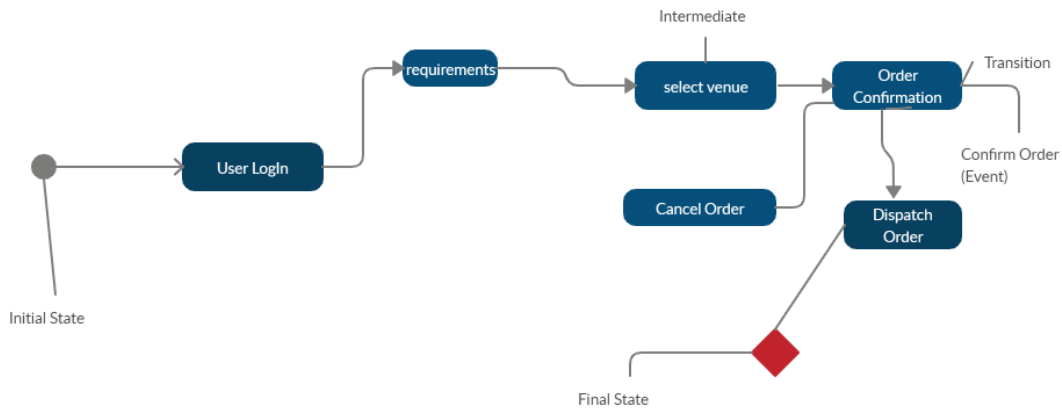
Activity diagram shows the activity of a system the user first has to log in after which he will be able to go forward and after that he is able to book the hall if he don't like it later he can cancel the order and can select the other hall which suits his requirements the system will also help him by suggesting the nearby halls for the user so the user can easily select the hall and after the booking the user can pay the bill after his satisfaction.



### 3: Draw detailed STATE CHART DIAGRAM of your FYP Project along with description

ANS:

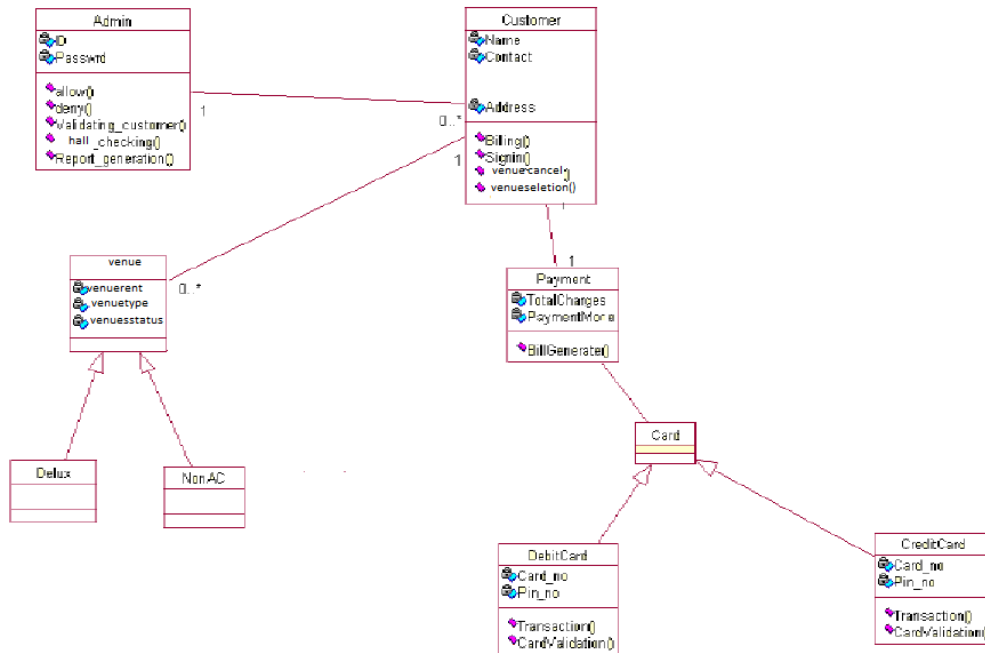
State chart diagram shows different states of a system In which state the system will perform the which state.In this the system will first which is initialization state it will log in the user so it is declared as the first state of a system and after that the user will put his requirements which is the another stage of a system and after that the user can confirm his order which is an event because the order has been confirmed and before it the transition will take place and after ordering the dispatch stage will take place and after that the system will finish its steps.



#### 4: Draw detailed CLASS DIAGRAMS of your FYP Project along with description

ANS:

In the class diagram the admin will check the details and the user will provide it which will show he user to select the venue to gister the venue and to place the order and after placing it it will be able to pay the bills via debit or credit and he can pay the cash too.the user can select the venue however he wants if its ac or non ac the user will provide his some of his detailsand will check the venues details later and if the user likes it so he can easily book his fav venue and will be able to pay it.



**5: Draw detailed SEQUENCE DIAGRAMS of your FYP Project along with description**

ANS:

SEQUENCE diagram show the object interaction arranged in time sequence. It depicts the object and classes involved in the scenario and the sequence of messages exchanged between the objects needed to carry out the functionality of the scenario. In the given sequence diagram, the user requests the venue and later checks the venue availability and after that the user sends the booking information which is then confirmed by the system and the transaction info is returned to the customer and after that the user sends the details of it and after that the user receives a receipt and the transaction has been made.

